
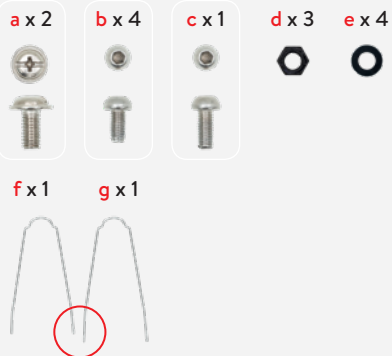
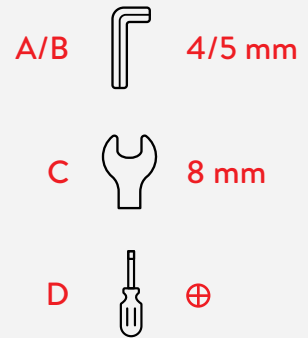


# woom™ 2 3 SCHUTZBLECHE • FENDERS


## Kit




## Tools



## Vorne / Front



a + f + e



a + f + e + d



mit C + D festziehen  
tighten with C + D



A + B



mit A + B festziehen  
tighten with A + B



beidseitig b mit A befestigen  
tighten b on both sides with A

Video Montageanleitung  
Video assembly instructions



oder / or  
woombikes.com

## Hinten / Rear




a + g + e




a + g + e + d



mit C + D festziehen  
tighten with C + D




Schraube mit A abmontieren  
remove screw with A



c + e + d



mit C + A festziehen  
tighten with C + A



A + e



mit A festziehen  
tighten with A



Abstand / distance: 5-8 cm!



beidseitig b mit A befestigen  
tighten b on both sides with A

Video Montageanleitung  
Video assembly instructions



oder / or  
woombikes.com